



West Bengal Information Commission

ANNUAL REPORT

20²³ & 20²⁴

West Bengal Information Commission

Khadya Bhavan, 11A, Mirza Ghalib Street
Kolkata-700 087

WEST BENGAL INFORMATION COMMISSION

Annual Report 2023 & 2024

West Bengal Information Commission

**Khadya Bhavan
11A, Mirza Ghalib Street, Kolkata-700 087**

**Annual Report
2023 & 2024**

West Bengal Information Commission

ANNUAL REPORT for 2023 & 2024

Section 25(1) of the RTI Act, 2005 enjoins upon the State Information Commission to prepare a report on the implementation of the provisions of the Act and to forward a copy to the State Government as soon as practicable, after the end of each year.

Section 25(2) of the RTI Act, 2005 stipulates that each department of the State Government shall, in relation to the Public Authorities within their jurisdiction, collect and provide such information to the State Information Commission as is required to prepare the report and to comply with the requirements concerning the furnishing of that information and for keeping of records for the purposes of that section of the Act.

Section 25(3) of the Act stipulates that each such report shall contain the following data-

- (a) the number of requests made to each public authority;
- (b) the number of decisions where applicants were not entitled to access to the documents pursuant to the requests, the provisions of this Act under which these decisions were made and the number of times such provisions were invoked;
- (c) the number of appeals referred to the State Information Commission for review, the nature of the appeals and the outcome of the appeals;
- (d) particulars of any disciplinary action taken against any officer in respect of the administration of this Act;
- (e) the amount of charges collected by each public authority under this Act;
- (f) any facts which indicate any effort by the public authorities to administer and implement the spirit and intention of this Act;
- (g) recommendations for reform, including recommendations in respect of any particular public authorities, for the development, improvement, modernization, reform or amendment to this Act or other legislation or common law or any other matter relevant for operationalising the right to access information.

**DISPOSAL OF RTI APPLICATIONS BY PUBLIC AUTHORITIES IN WEST BENGAL
DURING THE PERIOD 01.01.2023 to 31.12.2024**

West Bengal Information Commission in its web portal has made provision for the SPIOs throughout the state to upload their report under Section 25 of the RTI Act, 2005 in the format after closure 2023.

The combined report of 4 quarters of the year, as uploaded by the SPIOs have been compiled and presented in the following pages.

Please scan QR code for detailed report for the year 2023



Please scan QR code for detailed report for the year 2024



(Reporting Period 01.01.2023 to 31.12.2023)

Sr. No.	State Govt. Department	Opening balance of Requests Received under RTI (A)	No. of Requests Received (B)	Total no. of Requests (Column A+B)	No. of Cases transferred to other PAs u/s 6(3)	Opening balance of Appeal (A)	Total no. of Appeals Received	Total no. of Appeals Disposed	Total Number of RTI replied	Number of cases where disciplinary action taken against any officer in respect of administration of RTI Act
1	Home and Hill Affairs Department									
total		0	212	212	77	0	7	3	71	0
2	Agriculture Department									
total		0	10	10	2	0	1	1	4	0
3	Finance Department									
total		0	307	307	115	1	22	22	154	0
4	Law Department									
total		3	253	256	23	2	2	0	196	0
5	Urban Development and Municipal Affairs Department									
total		51	1580	1631	141	7	7	1	183	0
6	Agricultural Marketing Department									
total		11	23	34	6	0	0	0	20	0
7	Animal Resources Development Department									
total		0	129	129	35	3	6	2	91	0
8	Backward Classes Welfare Department									
total		8	384	392	105	0	22	20	241	0
9	Consumer Affairs Department									
total		4	183	187	20	4	6	2	110	0
10	Correctional Administration Department									
total		0	0	0	0	0	0	0	0	0
11	Disaster Management and Civil Defence Department									
total		0	0	0	0	0	0	0	0	0
12	Environment Department									
total		130	274	404	49	8	27	19	323	0
13	Fire and Emergency Services Department									
total		0	37	37	37	0	4	4	0	0
14	Fisheries Department									
total		0	91	91	16	0	1	1	74	0

WEST BENGAL INFORMATION COMMISSION

(Reporting Period 01.01.2023 to 31.12.2023)

Fee (Application) Collected (Rs.)	Addl. Charges Collected (Rs.)	Penalty Collected (Rs.)	Total Amount Collected (fee+ Addl. charges + penalty) (Rs.)	No. of times various Provisions were invoked while Rejecting Requests													
				Relevant Sections of RTI Act 2005										Other Sections			
				Section 8(1)										Other Sections			
				a	b	c	d	e	f	g	h	i	j	9	11	24	other
1170	0	0	1170	0	0	0	0	0	0	0	0	0	4	0	0	0	3
0	0	0	0	0	0	0	0	0	0	0	0	0	0	0	0	0	0
1741	120	0	1861	0	0	0	0	0	0	0	0	0	6	0	2	0	3
1466	178	0	1644	0	0	0	0	14	0	0	0	0	14	0	14	0	0
1820	2	0	1822	0	0	0	1	0	0	0	0	0	6	0	1	0	0
100	0	0	100	0	0	0	0	1	0	0	0	0	0	0	0	0	0
730	0	0	730	0	0	0	0	0	0	0	0	0	0	0	0	0	0
730	372	0	1102	0	0	0	0	0	0	0	0	0	0	0	0	0	0
460	40	0	500	0	0	0	0	0	0	0	0	0	0	0	0	0	0
0	0	0	0	0	0	0	0	0	0	0	0	0	0	0	0	0	0
0	0	0	0	0	0	0	0	0	0	0	0	0	0	0	0	0	0
2070	402	0	2472	0	0	0	0	0	0	0	0	0	0	0	0	0	0
0	0	0	0	0	0	0	0	0	0	0	0	0	0	0	0	0	0
0	0	0	0	0	0	0	0	0	0	0	0	0	0	0	0	0	0

(Reporting Period 01.01.2023 to 31.12.2023)

Sr. No.	State Govt. Department	Opening balance of Requests Received under RTI (A)	No. of Requests Received (B)	Total no. of Requests (Column A+B)	No. of Cases transferred to other PAs u/s 6(3)	Opening balance of Appeal (A)	Total no. of Appeals Received	Total no. of Appeals Disposed	Total Number of RTI replied	Number of cases where disciplinary action taken against any officer in respect of administration of RTI Act
15	Food and Supplies Department									
total		13	693	706	212	4	28	24	451	0
16	Food Processing Industries and Horticulture Department									
total		0	38	38	0	0	0	0	13	0
17	Forests Department									
total		13	470	483	33	8	33	32	396	0
18	Health and Family Welfare Department									
total		111	2477	2588	757	47	327	198	1304	0
19	Higher Education Department									
total		373	556	929	60	2	22	22	497	0
20	Housing Department									
total		2	171	173	20	0	2	2	146	0
21	Industry, Commerce and Enterprises Department									
total		0	154	154	45	1	3	2	97	0
22	Information Technology and Electronics Department									
total		3	6	9	0	0	0	0	3	0
23	Information & Cultural Affairs Department									
total		2	120	122	60	0	7	7	56	0
24	Irrigation and Waterways Department									
total		2	67	69	32	0	6	6	33	1
25	Land and Land Reforms and Refugee Relief and Rehabilitation Department									
total		0	0	0	0	0	0	0	0	0
26	Micro, Small and Medium Enterprises and Textiles Department									
total		0	97	97	10	0	31	31	75	0
27	Minority Affairs and Madrasah Education Department									
total		0	0	0	0	0	0	0	0	0
28	Non-Conventional and Renewable Energy Sources Department									
total		0	0	0	0	0	0	0	0	0

WEST BENGAL INFORMATION COMMISSION

(Reporting Period 01.01.2023 to 31.12.2023)

Fee (Application) Collected (Rs.)	Addl. Charges Collected (Rs.)	Penalty Collected (Rs.)	Total Amount Collected (fee+ Addl. charges + penalty) (Rs.)	No. of times various Provisions were invoked while Rejecting Requests														
				Relevant Sections of RTI Act 2005														
				Section 8(1)										Other Sections				
				a	b	c	d	e	f	g	h	i	j	9	11	24	other	
3961	76	0	4037	1	0	0	1	0	0	0	0	0	8	1	1	0	0	
70	0	0	70	0	0	0	0	0	0	0	0	0	0	0	0	0	0	
1248	1490	0	2738	0	0	0	0	0	0	0	0	0	2	0	0	0	21	
16828	682	0	17510	1	0	0	0	28	1	10	4	26	189	0	5	0	21	
3338	8515	0	11853	0	0	0	0	0	0	0	0	0	0	0	0	0	0	
1590	154	0	1744	0	0	0	0	0	0	0	0	0	0	0	0	0	0	
510	0	0	510	0	0	0	0	0	0	0	0	0	0	0	0	0	0	
0	0	0	0	0	0	0	0	0	0	0	0	0	0	0	0	0	0	
84	0	0	84	0	0	0	0	0	0	0	0	0	1	0	0	0	0	
79	0	1	80	3	0	0	0	0	0	0	0	0	0	0	0	0	0	
0	0	0	0	0	0	0	0	0	0	0	0	0	0	0	0	0	0	
860	0	0	860	0	0	0	0	0	0	0	0	0	0	0	0	0	0	
0	0	0	0	0	0	0	0	0	0	0	0	0	0	0	0	0	0	
0	0	0	0	0	0	0	0	0	0	0	0	0	0	0	0	0	0	

(Reporting Period 01.01.2023 to 31.12.2023)

Sr. No.	State Govt. Department	Opening balance of Requests Received under RTI (A)	No. of Requests Received (B)	Total no. of Requests (Column A+B)	No. of Cases transferred to other PAs u/s 6(3)	Opening balance of Appeal (A)	Total no. of Appeals Received	Total no. of Appeals Disposed	Total Number of RTI replied	Number of cases where disciplinary action taken against any officer in respect of administration of RTI Act
29	Panchayats and Rural Development Department									
total		0	224	224	21	0	11	11	16	0
30	Parliamentary Affairs Department									
total		0	8	8	2	0	0	0	0	0
31	Paschimanchal Unnayan Affairs Department									
total		0	1	1	0	0	0	0	1	0
32	Personnel and Administrative Reforms Department									
total		4	744	748	412	1	41	33	296	0
33	Planning and Statistics Department									
total		0	16	16	0	0	0	0	7	0
34	Power Department									
total		5	1044	1049	164	0	69	66	658	0
35	Public Enterprises and Industrial Reconstruction Department									
total		0	32	32	4	0	1	1	23	0
36	Public Health Engineering Department									
total		3	106	109	43	0	1	1	59	0
37	Public Works Department									
total		9	259	268	100	2	13	5	140	0
38	School Education Department									
total		0	150	150	58	0	75	75	75	0
39	Science and Technology and Biotechnology Department									
total		0	0	0	0	0	0	0	0	0
40	Self Help Group and Self Employment Department									
total		0	17	17	0	1	2	2	17	0
41	Sundarban Affairs Department									
total		0	26	26	2	0	0	0	19	0
42	Technical Education, Training & Skill Development Department									
total		0	69	69	42	0	5	5	22	0

WEST BENGAL INFORMATION COMMISSION

(Reporting Period 01.01.2023 to 31.12.2023)

Fee (Application) Collected (Rs.)	Addl. Charges Collected (Rs.)	Penalty Collected (Rs.)	Total Amount Collected (fee+ Addl. charges + penalty) (Rs.)	No. of times various Provisions were invoked while Rejecting Requests													
				Relevant Sections of RTI Act 2005										Other Sections			
				Section 8(1)										Other Sections			
				a	b	c	d	e	f	g	h	i	j	9	11	24	other
60	38	0	98	0	0	0	0	0	0	0	0	0	0	0	0	0	0
0	0	0	0	0	0	0	0	0	0	0	0	0	0	0	0	0	0
0	0	0	0	0	0	0	0	0	0	0	0	0	0	0	0	0	0
120	0	0	120	0	0	0	0	0	0	0	1	0	0	0	0	0	30
0	0	0	0	0	0	0	0	0	0	0	0	0	0	0	0	0	0
13490	372	0	13862	0	0	0	20	5	0	0	11	9	29	0	2	0	41
40	0	0	40	0	0	0	0	0	0	0	0	0	0	0	0	0	0
0	0	0	0	0	0	0	0	0	0	0	0	0	0	0	0	0	0
50	0	0	50	0	0	0	0	0	0	0	0	0	0	0	0	0	1
0	0	0	0	0	0	0	0	0	0	0	0	2	3	0	0	0	0
0	0	0	0	0	0	0	0	0	0	0	0	0	0	0	0	0	0
0	0	0	0	0	0	0	0	0	0	0	0	0	0	0	0	0	0
0	0	0	0	0	0	0	0	0	0	0	0	0	0	0	0	0	0
0	0	0	0	0	0	0	0	0	0	0	0	0	0	0	0	0	0
510	0	0	510	0	0	0	0	0	0	0	0	0	4	0	0	0	0

(Reporting Period 01.01.2023 to 31.12.2023)

Sr. No.	State Govt. Department	Opening balance of Requests Received under RTI (A)	No. of Requests Received (B)	Total no. of Requests (Column A+B)	No. of Cases transferred to other PAs u/s 6(3)	Opening balance of Appeal (A)	Total no. of Appeals Received	Total no. of Appeals Disposed	Total Number of RTI replied	Number of cases where disciplinary action taken against any officer in respect of administration of RTI Act
43	Tourism Department									
total		0	20	20	0	0	0	0	20	0
44	Transport Department									
total		19	689	708	168	1	18	13	443	0
45	Tribal Development Department									
total		0	0	0	0	0	0	0	0	0
46	Water resources Investigation and Development Department									
total		24	96	120	16	8	17	13	88	0
47	Women and Child Development and Social Welfare Department									
total		10	663	673	210	0	61	53	336	0
48	Youth Services and Sports Department									
total		0	15	15	4	0	0	0	5	1
49	Co-operation Department									
total	-	-	-	-	-	-	-	-	-	-
50	Judicial Department									
total										
51	Labour Department									
total	-	-	-	-	-	-	-	-	-	-
52	Mass Education Extension and Library Services Department									
total	-	-	-	-	-	-	-	-	-	-
53	North Bengal Development Department									
total	-	-	-	-	-	-	-	-	-	-
54	Programme Monitoring Department									
	-	-	-	-	-	-	-	-	-	-
Grand total		800	12511	13311	3101	100	878	677	6763	2

WEST BENGAL INFORMATION COMMISSION

(Reporting Period 01.01.2023 to 31.12.2023)

Fee (Application) Collected (Rs.)	Addl. Charges Collected (Rs.)	Penalty Collected (Rs.)	Total Amount Collected (fee+ Addl.) charges + penalty) (Rs.)	No. of times various Provisions were invoked while Rejecting Requests													
				Relevant Sections of RTI Act 2005													
				Section 8(1)										Other Sections			
				a	b	c	d	e	f	g	h	i	j	9	11	24	other
200	0	0	200	0	0	0	0	0	0	0	0	0	0	0	0	0	0
4140	404	0	4544	0	0	0	0	0	0	0	0	0	3	0	0	0	5
0	0	0	0	0	0	0	0	0	0	0	0	0	0	0	0	0	0
70	0	0	70	0	0	0	0	4	0	0	0	0	0	0	0	0	0
80	0	0	80	0	0	0	0	0	0	0	0	0	1	0	0	0	0
30	0	1	31	0	0	0	0	0	0	0	0	0	0	0	0	0	0
-	-	-	-	-	-	-	-	-	-	-	-	-	-	-	-	-	-
-	-	-	-	-	-	-	-	-	-	-	-	-	-	-	-	-	-
-	-	-	-	-	-	-	-	-	-	-	-	-	-	-	-	-	-
-	-	-	-	-	-	-	-	-	-	-	-	-	-	-	-	-	-
-	-	-	-	-	-	-	-	-	-	-	-	-	-	-	-	-	-
57645	12845	2	70492	5	0	0	22	52	1	10	16	37	270	1	25	0	125

(Reporting Period 01.01.2024 to 31.12.2024)

Sr. No.	State Govt. Department	Opening balance of Requests Received under RTI (as on 1st April) (A)	No. of Requests Received (B)	Total no. of Requests (Column A+B)	No. of Cases transferred to other PAs u/s 6(3)	Opening balance of Appeal (as on 1st April) (A)	Total no. of Appeals Received	Total no. of Appeals Disposed	Total Number of RTI replied	Number of cases where disciplinary action taken against any officer in respect of administration of RTI Act
1	Agriculture Department									
total		0	45	45	32	0	1	1	14	0
2	Finance Department									
total		4235	1197	5432	187	0	35	34	1141	0
3	Law Department									
total		0	131	131	13	0	0	0	69	0
4	Urban Development and Municipal Affairs Department									
total		487	5551	6038	410	9	41	33	4784	0
5	Agricultural Marketing Department									
total		3	21	24	1	1	1	1	19	0
6	Animal Resources Development Department									
total		0	230	230	178	0	1	1	43	0
7	Backward Classes Welfare Department									
total		31	328	359	100	0	23	22	239	0
8	Consumer Affairs Department									
total		34	225	259	34	4	11	7	122	0
9	Correctional Administration Department									
total		30	450	480	27	8	14	9	351	0
10	Disaster Management and Civil Defence Department									
total		0	25	25	17	0	10	3	7	0
11	Environment Department									
total		132	385	517	38	14	34	30	408	0
12	Fire and Emergency Services Department									
total		0	26	26	26	0	6	6	0	0
13	Fisheries Department									
total		0	116	116	28	0	0	0	84	0
14	Food and Supplies Department									
total		15	502	517	147	2	21	18	336	1

WEST BENGAL INFORMATION COMMISSION

(Reporting Period 01.01.2024 to 31.12.2024)

Fee (Application) Collected (Rs.)	Addl. Charges Collected (Rs.)	Penalty Collected (Rs.)	Total Amount Collected (fee+ Addl. charges+ penalty) (Rs.)	No. of times various Provisions were invoked while Rejecting Requests													
				Relevant Sections of RTI Act 2005													
				Section 8(1)										Other Sections			
				a	b	c	d	e	f	g	h	i	j	9	11	24	other
0	0	0	0	0	0	0	0	0	0	0	0	0	0	0	0	0	0
3140	130	0	3270	0	0	0	13	0	0	1	3	0	1	0	4	0	12
0	0	0	0	0	0	0	0	0	0	0	0	0	0	0	0	0	0
48252	632	0	48884	0	2	0	2	0	0	0	0	0	76	0	1	0	282
200	0	0	200	0	0	0	0	0	0	0	0	0	0	0	0	0	0
140	0	0	140	0	0	0	0	0	0	0	0	0	0	0	0	0	1
974	520	0	1494	0	0	0	0	0	0	0	0	0	0	0	0	0	0
500	0	0	500	0	0	0	0	0	0	0	0	0	0	0	0	0	0
681	0	0	681	0	0	0	0	0	0	1	0	0	3	0	0	0	4
0	0	0	0	0	0	0	0	0	0	0	0	0	0	0	0	0	0
2360	0	0	2360	0	0	0	0	0	0	0	0	0	0	0	0	0	0
0	0	0	0	0	0	0	0	0	0	0	0	0	0	0	0	0	0
0	0	0	0	0	0	0	0	0	0	0	0	0	0	0	0	0	0
1991	0	1	1992	1	0	0	1	1	0	0	1	0	9	1	3	0	0

(Reporting Period 01.01.2024 to 31.12.2024)

Sr. No.	State Govt. Department	Opening balance of Requests Received under RTI (as on 1st April) (A)	No. of Requests Received (B)	Total no. of Requests (Column A+B)	No. of Cases transferred to other PAs u/s 6(3)	Opening balance of Appeal (as on 1st April) (A)	Total no. of Appeals Received	Total no. of Appeals Disposed	Total Number of RTI replied	Number of cases where disciplinary action taken against any officer in respect of administration of RTI Act
15	Food Processing Industries and Horticulture Department									
total		1	6	7	2	0	0	0	4	0
16	Forests Department									
total		17	802	819	163	4	70	66	476	0
17	Health and Family Welfare Department									
total		97	1291	1388	578	36	107	68	642	0
18	Higher Education Department									
total		19	181	200	24	1	15	15	147	0
19	Housing Department									
total		7	201	208	16	0	5	5	178	0
20	Industry, Commerce and Enterprises Department									
total		18	478	496	31	4	35	32	429	0
21	Information Technology and Electronics Department									
total		3	6	9	0	0	0	0	3	0
22	Information & Cultural Affairs Department									
total		4	79	83	22	1	4	3	51	0
23	Irrigation and Waterways Department									
total		1	106	107	58	0	1	1	47	1
24	Judicial Department									
total		41	894	935	84	0	6	6	748	0
25	Land and Land Reforms and Refugee Relief and Rehabilitation Department									
total		0	0	0	0	0	0	0	0	0
26	Micro, Small and Medium Enterprises and Textiles Department									
total		0	106	106	19	0	2	2	67	2
27	Minority Affairs and Madrasah Education Department									
total		0	0	0	0	0	0	0	0	0
28	Non-Conventional and Renewable Energy Sources Department									
total		0	2	2	0	0	0	0	1	0

WEST BENGAL INFORMATION COMMISSION

(Reporting Period 01.01.2024 to 31.12.2024)

Fee (Application) Collected (Rs.)	Addl. Charges Collected (Rs.)	Penalty Collected (Rs.)	Total Amount Collected (fee+ Addl. charges + penalty) (Rs.)	No. of times various Provisions were invoked while Rejecting Requests													
				Relevant Sections of RTI Act 2005													
				Section 8(1)										Other Sections			
				a	b	c	d	e	f	g	h	i	j	9	11	24	other
20	0	0	20	0	0	0	0	0	0	0	0	0	0	0	0	0	0
3591	1794	0	5385	0	2	0	0	0	0	0	0	0	3	0	1	0	2
7440	152	0	7592	0	0	0	0	18	0	2	3	1	23	0	100	0	0
327	0	0	327	0	0	0	0	1	0	0	0	0	2	0	0	0	0
1880	1199	0	3079	0	0	0	0	0	0	0	0	0	0	0	0	0	0
3731	0	0	3731	0	0	0	2	0	0	0	0	0	0	0	0	0	11
0	0	0	0	0	0	0	0	0	0	0	0	0	0	0	0	0	0
150	0	0	150	0	0	0	0	0	0	0	1	0	0	0	0	0	0
0	0	1	1	0	0	0	0	0	0	0	0	0	1	0	0	0	0
6579	1350	0	7929	0	0	0	0	0	0	0	0	0	12	0	0	0	0
0	0	0	0	0	0	0	0	0	0	0	0	0	0	0	0	0	0
151	1	3	155	0	0	0	0	0	0	0	0	0	0	0	0	0	0
0	0	0	0	0	0	0	0	0	0	0	0	0	0	0	0	0	0
1	0	0	1	0	0	0	0	0	0	0	0	0	0	0	0	0	0

(Reporting Period 01.01.2024 to 31.12.2024)

Sr. No.	State Govt. Department	Opening balance of Requests Received under RTI (as on 1st April) (A)	No. of Requests Received (B)	Total no. of Requests (Column A+B)	No. of Cases transferred to other PAs u/s 6(3)	Opening balance of Appeal (as on 1st April) (A)	Total no. of Appeals Received	Total no. of Appeals Disposed	Total Number of RTI replied	Number of cases where disciplinary action taken against any officer in respect of administration of RTI Act
29	North Bengal Development Department									
total		0	7	7	1	0	0	0	4	0
30	Panchayats and Rural Development Department									
total		11	385	396	72	12	30	14	91	1
31	Parliamentary Affairs Department									
total		2	6	8	3	0	0	0	1	0
32	Paschimanchal Unnayan Affairs Department									
total		0	2	2	0	0	0	0	2	0
33	Personnel and Administrative Reforms Department									
total		43	673	716	351	3	34	32	220	0
34	Planning and Statistics Department									
total		1	7	8	0	0	0	0	6	0
35	Power Department									
total		5	295	300	101	4	34	34	148	0
36	Public Enterprises and Industrial Reconstruction Department									
total		1	7	8	1	0	0	0	7	0
37	Public Health Engineering Department									
total		2	179	181	77	0	1	1	87	0
38	Public Works Department									
total		10	183	193	79	3	21	17	87	0
39	School Education Department									
total		19	735	754	182	0	187	187	535	0
40	Science and Technology and Biotechnology Department									
total		0	0	0	0	0	0	0	0	0
41	Self Help Group and Self Employment Department									
total		0	1	1	0	2	2	2	1	0
42	Sundarban Affairs Department									
total		0	14	14	2	0	2	0	11	0

WEST BENGAL INFORMATION COMMISSION

(Reporting Period 01.01.2024 to 31.12.2024)

Fee (Application) Collected (Rs.)	Addl. Charges Collected (Rs.)	Penalty Collected (Rs.)	Total Amount Collected (fee+ Addl.) charges + penalty) (Rs.)	No. of times various Provisions were invoked while Rejecting Requests													
				Relevant Sections of RTI Act 2005										Other Sections			
				Section 8(1)										Other Sections			
				a	b	c	d	e	f	g	h	i	j	9	11	24	other
0	0	0	0	0	0	0	0	0	0	0	0	0	0	0	0	0	0
330	76	1	407	0	0	0	0	0	0	0	7	0	4	0	0	0	2
30	0	0	30	0	0	0	0	0	0	0	0	0	0	0	0	0	0
0	0	0	0	0	0	0	0	0	0	0	0	0	0	0	0	0	0
1680	0	0	1680	0	0	0	0	0	0	0	1	0	1	0	0	0	23
0	0	0	0	0	0	0	0	0	0	0	0	0	0	0	0	0	0
1220	0	0	1220	0	0	0	21	6	0	3	0	0	13	0	2	0	0
20	0	0	20	0	0	0	0	0	0	0	0	0	0	0	0	0	0
20	0	0	20	0	0	0	0	0	0	0	0	0	0	0	0	0	1
170	0	0	170	0	0	0	0	0	0	0	0	0	0	0	0	0	0
0	0	0	0	0	0	0	0	0	0	0	0	5	6	0	0	0	0
0	0	0	0	0	0	0	0	0	0	0	0	0	0	0	0	0	0
0	0	0	0	0	0	0	0	0	0	0	0	0	0	0	0	0	0
0	0	0	0	0	0	0	0	0	0	0	0	0	0	0	0	0	0

(Reporting Period 01.01.2024 to 31.12.2024)

Sr. No.	State Govt. Department	Opening balance of Requests Received under RTI (as on 1st April) (A)	No. of Requests Received (B)	Total no. of Requests (Column A+B)	No. of Cases transferred to other PAs u/s 6(3)	Opening balance of Appeal (as on 1st April) (A)	Total no. of Appeals Received	Total no. of Appeals Disposed	Total Number of RTI replied	Number of cases where disciplinary action taken against any officer in respect of administration of RTI Act
43	Technical Education, Training & Skill Development Department									
total		1	80	81	31	0	11	7	34	0
44	Transport Department									
total		90	1595	1685	208	6	54	47	1168	0
45	Tribal Development Department									
total		0	0	0	0	0	0	0	0	0
46	Water resources Investigation and Development Department									
total		5	57	62	17	2	9	7	41	0
47	Women and Child Development and Social Welfare Department									
total		39	699	738	211	18	65	62	382	0
48	Youth Services and Sports Department									
total		2	4	6	1	0	0	0	1	4
49	Co-operation Department									
total	-	-	-	-	-	-	-	-	-	-
50	Home and Hill Affairs Department									
total	-	-	-	-	-	-	-	-	-	-
51	Labour Department									
total	-	-	-	-	-	-	-	-	-	-
52	Mass Education Extension and Library Services Department									
total	-	-	-	-	-	-	-	-	-	-
53	Programme Monitoring Department									
total	-	-	-	-	-	-	-	-	-	-
54	Tourism Department									
total	-	-	-	-	-	-	-	-	-	-
Grand total		5406	18313	23719	3572	134	893	773	13236	9

WEST BENGAL INFORMATION COMMISSION

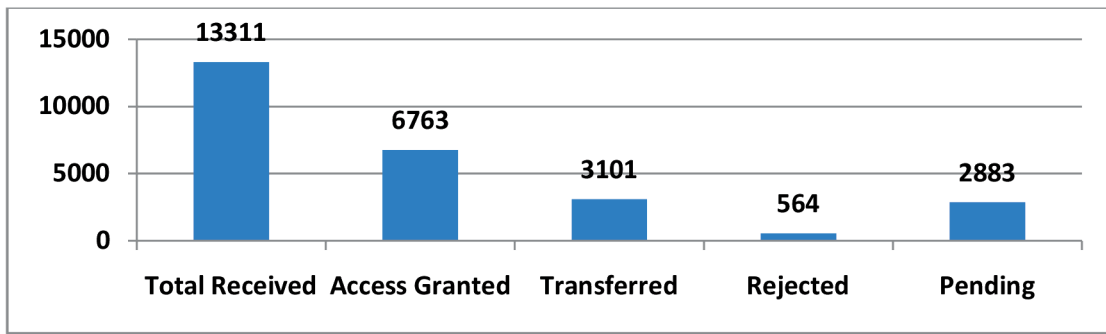
(Reporting Period 01.01.2024 to 31.12.2024)

Fee (Application) Collected (Rs.)	Addl. Charges Collected (Rs.)	Penalty Collected (Rs.)	Total Amount Collected (fee+ Addl. charges + penalty) (Rs.)	No. of times various Provisions were invoked while Rejecting Requests													
				Relevant Sections of RTI Act 2005										Other Sections			
				Section 8(1)										Other Sections			
				a	b	c	d	e	f	g	h	i	j	9	11	24	other
610	20	0	630	0	0	0	0	0	0	0	0	0	10	0	0	0	0
10168	94	0	10262	0	0	0	0	0	0	0	0	0	11	0	2	0	3
0	0	0	0	0	0	0	0	0	0	0	0	0	0	0	0	0	0
40	0	0	40	0	0	0	0	0	0	0	0	0	0	0	0	0	0
350	0	0	350	0	0	0	0	0	0	0	0	0	0	0	0	0	0
20	0	4	24	0	0	0	0	0	0	0	0	0	0	0	0	0	1
-	-	-	-	-	-	-	-	-	-	-	-	-	-	-	-	-	-
-	-	-	-	-	-	-	-	-	-	-	-	-	-	-	-	-	-
-	-	-	-	-	-	-	-	-	-	-	-	-	-	-	-	-	-
-	-	-	-	-	-	-	-	-	-	-	-	-	-	-	-	-	-
-	-	-	-	-	-	-	-	-	-	-	-	-	-	-	-	-	-
-	-	-	-	-	-	-	-	-	-	-	-	-	-	-	-	-	-
96766	5968	10	102744	1	4	0	39	26	0	7	16	6	175	1	113	0	342

Status of RTI Applications filed in the whole State

(based on data provided by the Departments u/s 25 of the Act, for the year 2023)

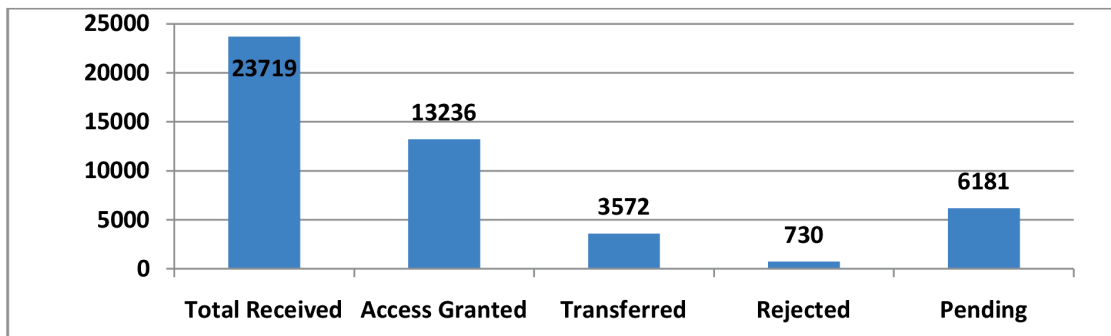
Year	2023
Total Received	13311
Access Granted	6763
Transferred	3101
Rejected	564
Pending	2883



Status of RTI Applications filed in the whole State

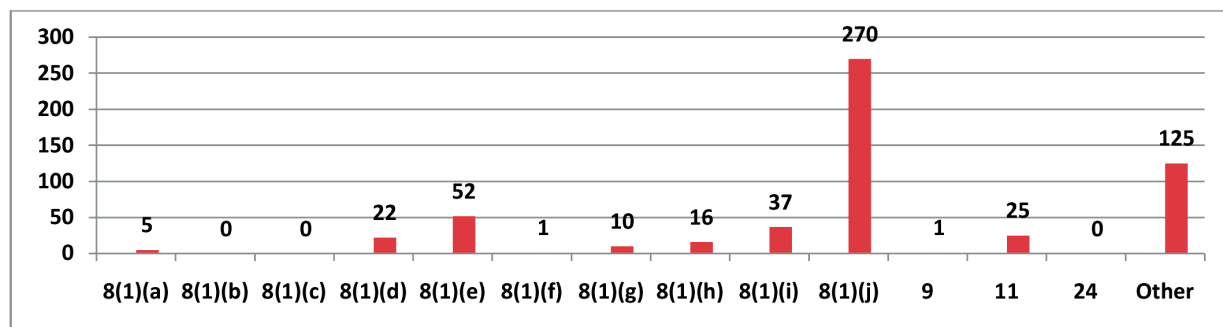
(based on data provided by the Departments u/s 25 of the Act, for the year 2024)

Year	2024
Total Received	23719
Access Granted	13236
Transferred	3572
Rejected	730
Pending	6181



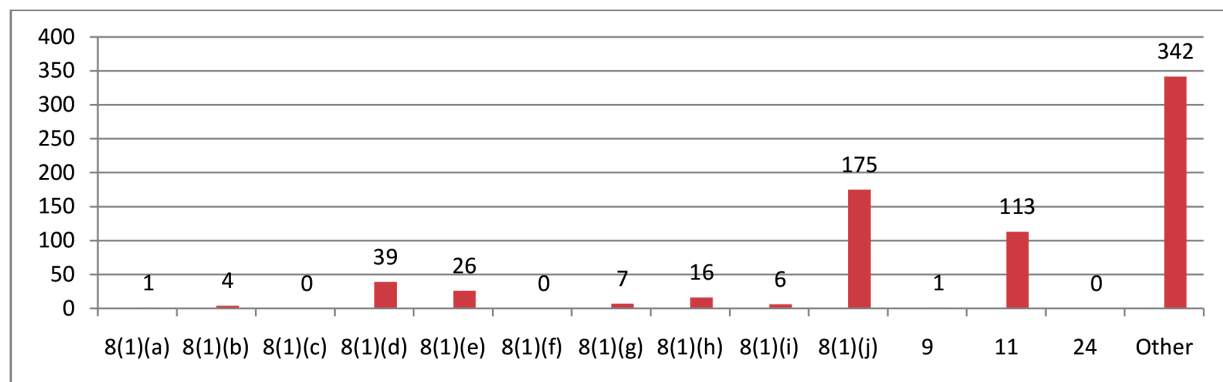
Number of cases rejected by SPIOs throughout the State along with applicable sections of the RTI Act, 2005 for the year - 2023

8(1)(a)	8(1)(b)	8(1)(c)	8(1)(d)	8(1)(e)	8(1)(f)	8(1)(g)	8(1)(h)	8(1)(i)	8(1)(j)	9	11	24	Others
5	0	0	22	52	1	10	16	37	270	1	25	0	125

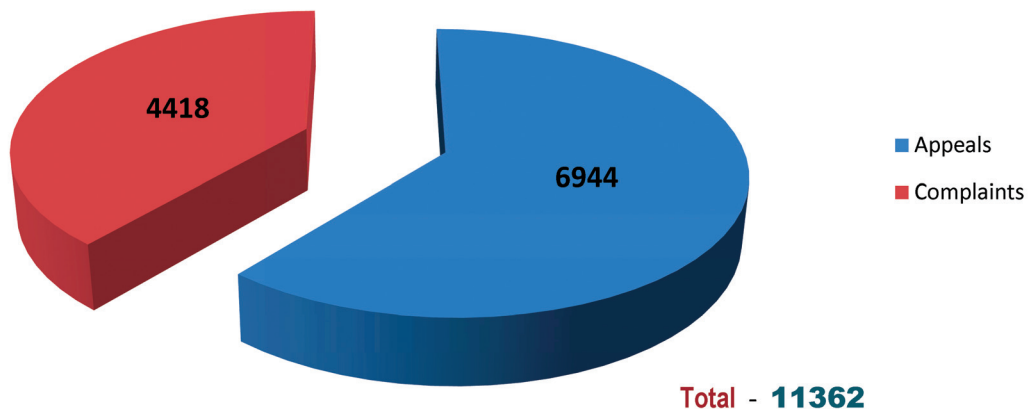


Number of cases rejected by SPIOs throughout the State along with applicable sections of the RTI Act, 2005 for the year - 2024

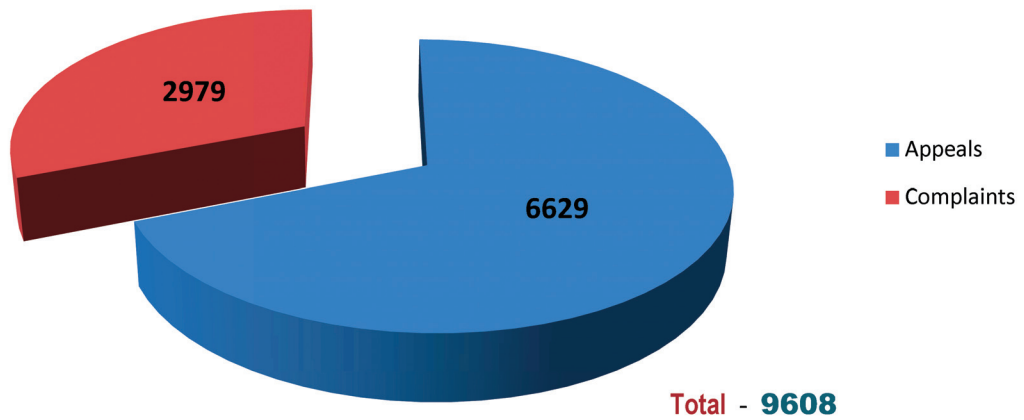
8(1)(a)	8(1)(b)	8(1)(c)	8(1)(d)	8(1)(e)	8(1)(f)	8(1)(g)	8(1)(h)	8(1)(i)	8(1)(j)	9	11	24	Others
1	4	0	39	26	0	7	16	6	175	1	113	0	342



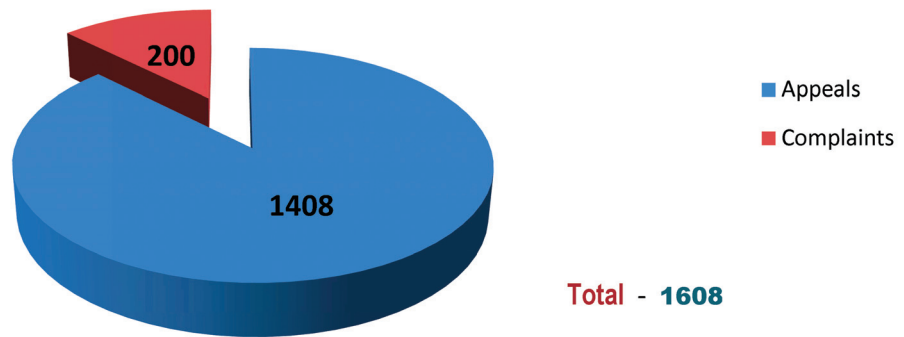
Opening balance of Appeals and Complaints with WBIC as on 01.01.2023



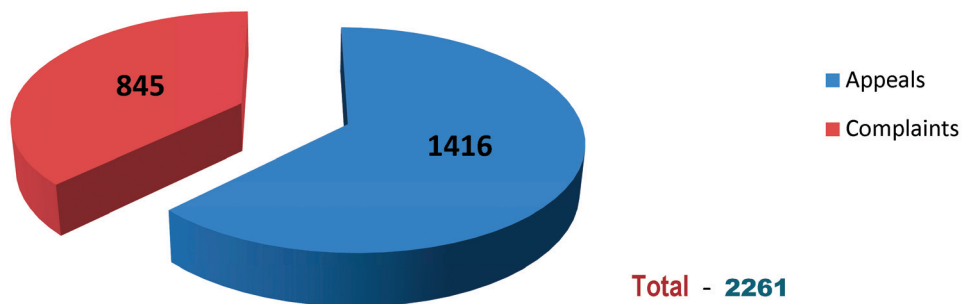
Opening balance of Appeals and Complaints with WBIC as on 01.01.2024



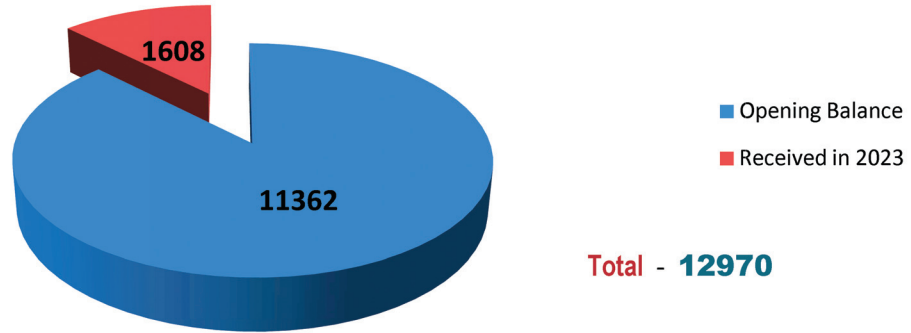
Appeals & Complaints Received in WBIC between 01.01.2023 to 31.12.2023



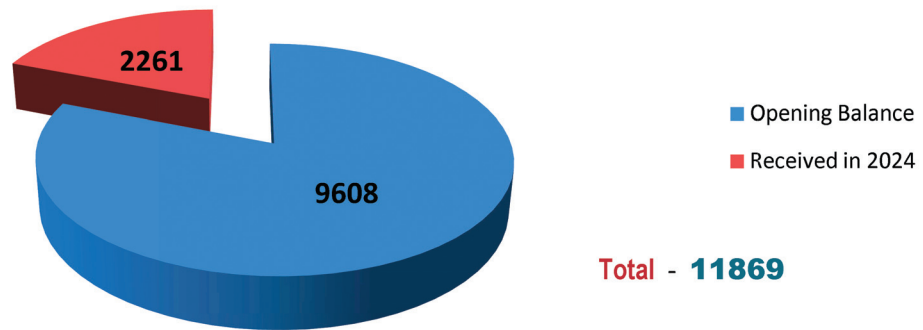
Appeals & Complaints Received in WBIC between 01.01.2024 to 31.12.2024



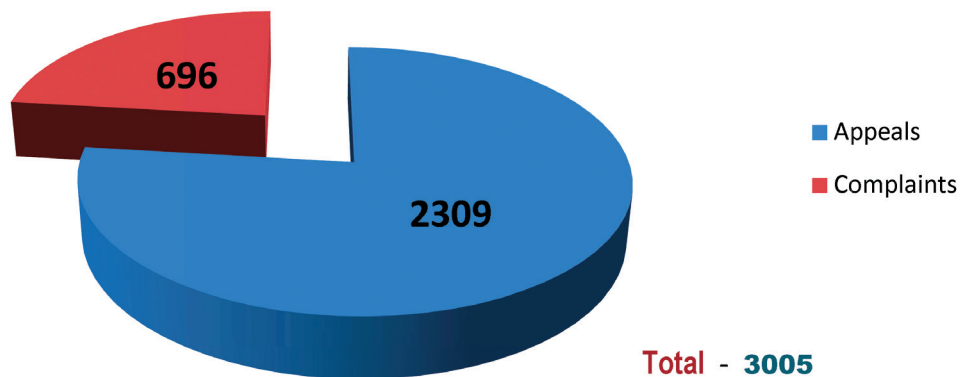
Total No. of Appeals & Complaints registered with WBIC as on 31.12. 2023



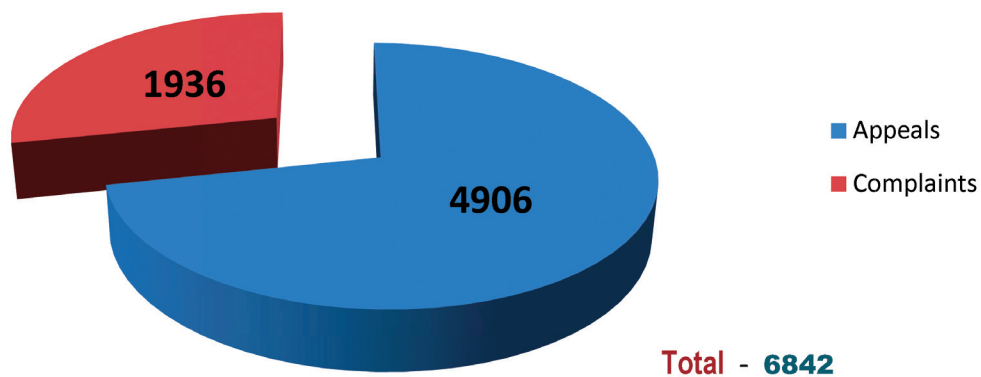
Total No. of Appeals & Complaints registered with WBIC as on 31.12. 2024



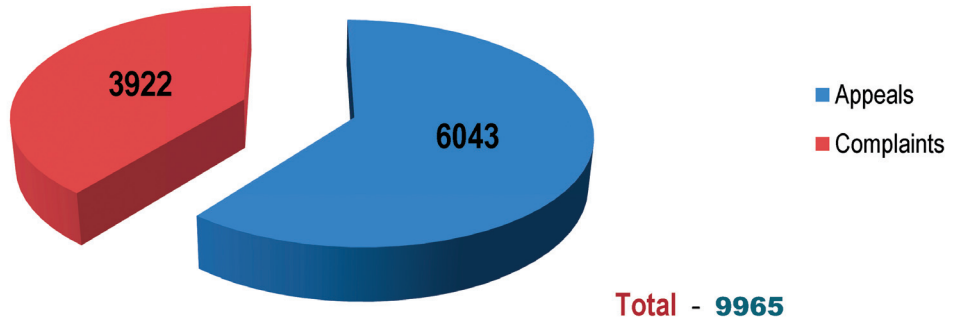
**Disposal of Appeals & Complaints in WBIC from
01.01.2023 to 31.12.2023**



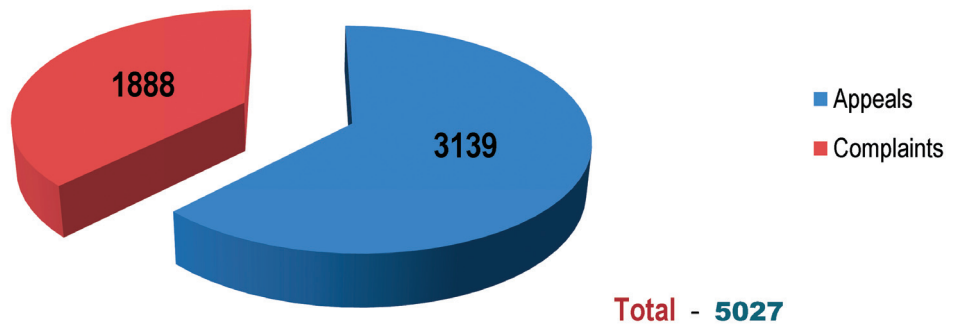
**Disposal of Appeals & Complaints in WBIC from
01.01.2024 to 31.12.2024**



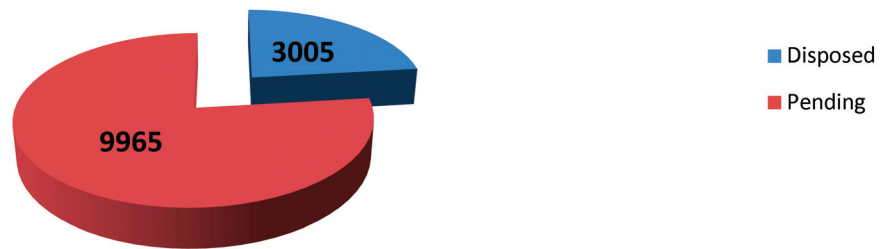
Pendency of Second Appeals & Complaints in WBIC as on 31.12.2023



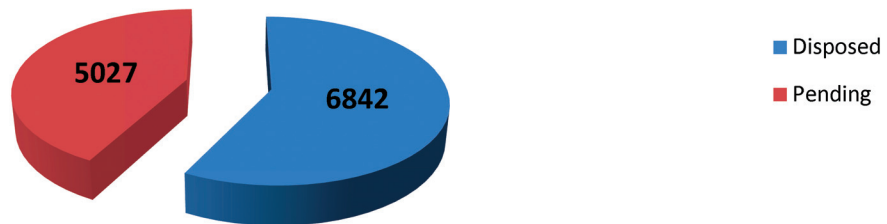
Pendency of Second Appeals & Complaints in WBIC as on 31.12.2024



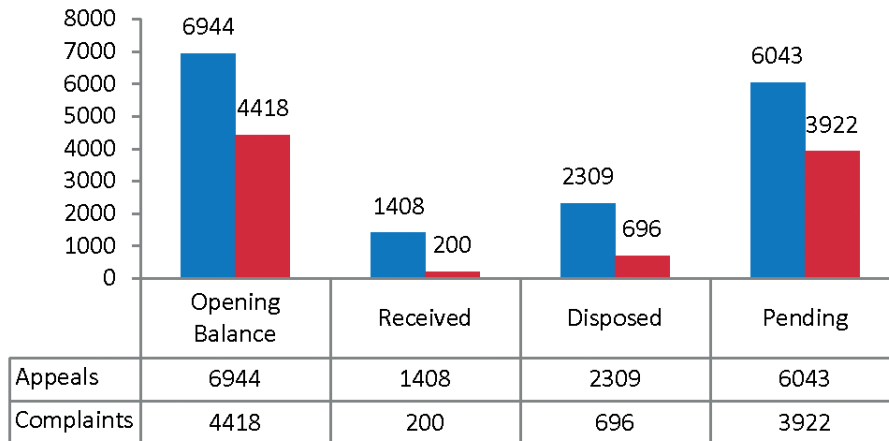
**Disposal and Pendency of Appeals & Complaints in WBIC from
01.01.2023 to 31.12.2023**



**Disposal and Pendency of Appeals & Complaints in WBIC from
01.01.2024 to 31.12.2024**

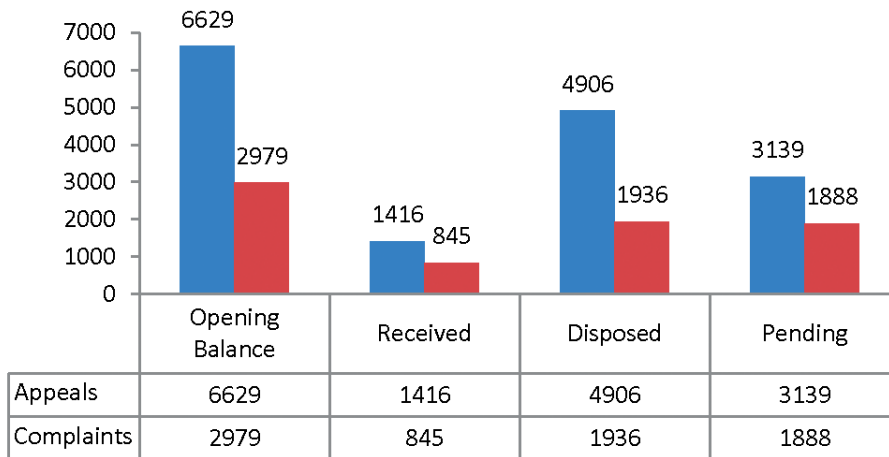


Disposal of Complaints and Second Appeals by WBIC during the year 2023

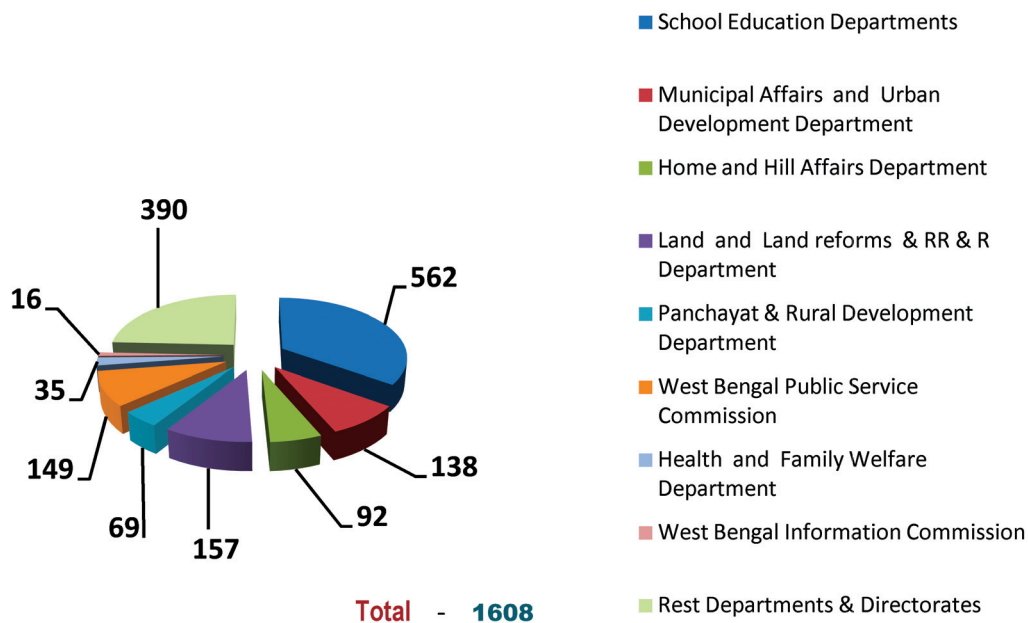


Note: Previous SCIC retired on 05th June, 2022. New SCIC joined on 10th April, 2023. So no hearing could be held in the intervening period.

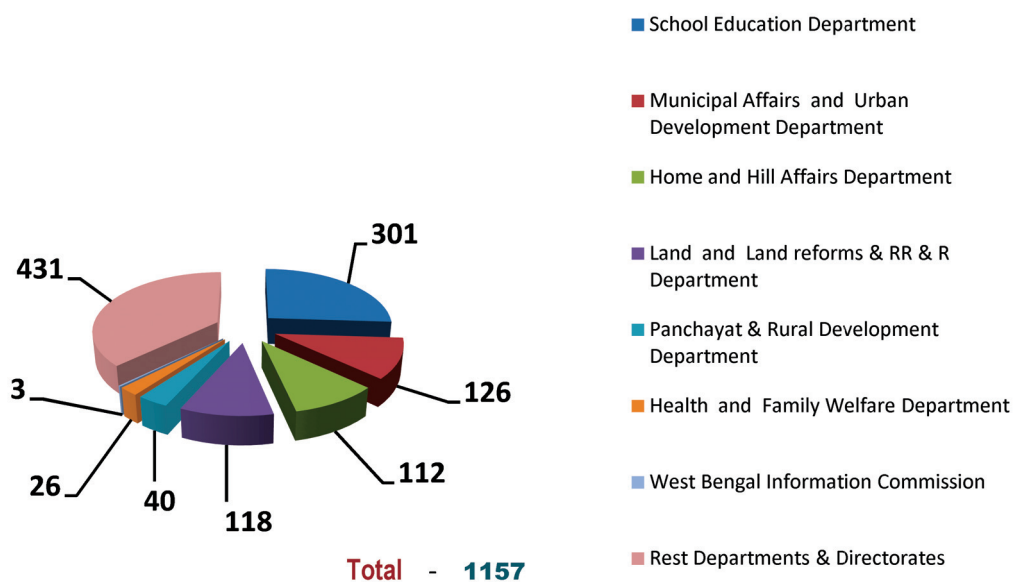
Disposal of Complaints and Appeals by WBIC during the year 2024



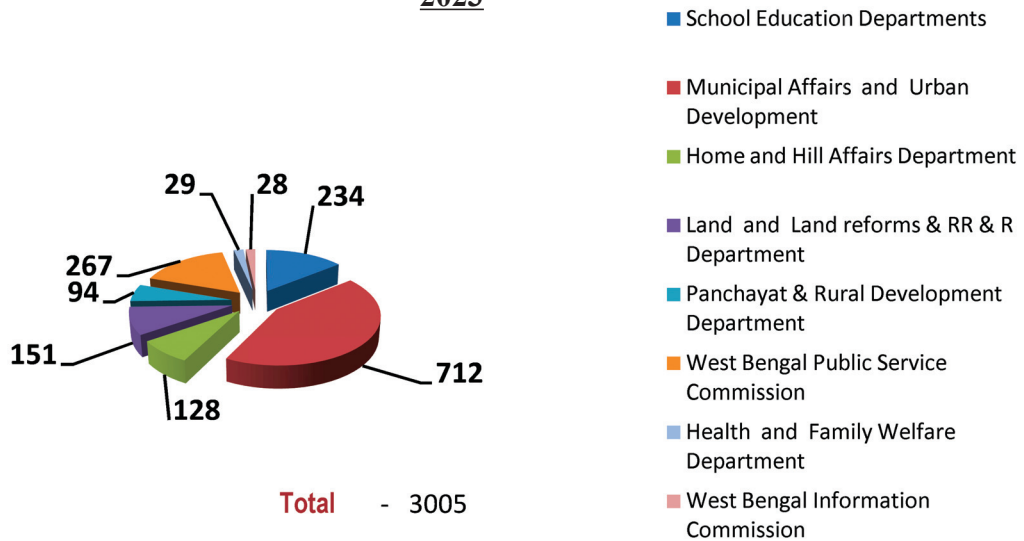
Major Department-wise Receipt of Appeals & Complaints by WBIC in 2023



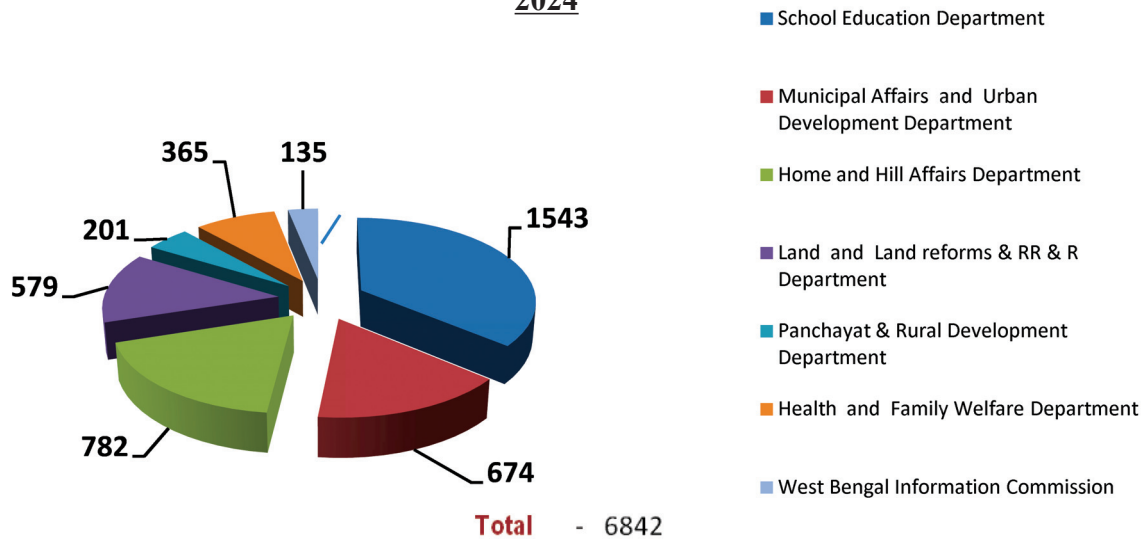
Major Department-wise Receipt of Appeals & Complaints by WBIC in 2024

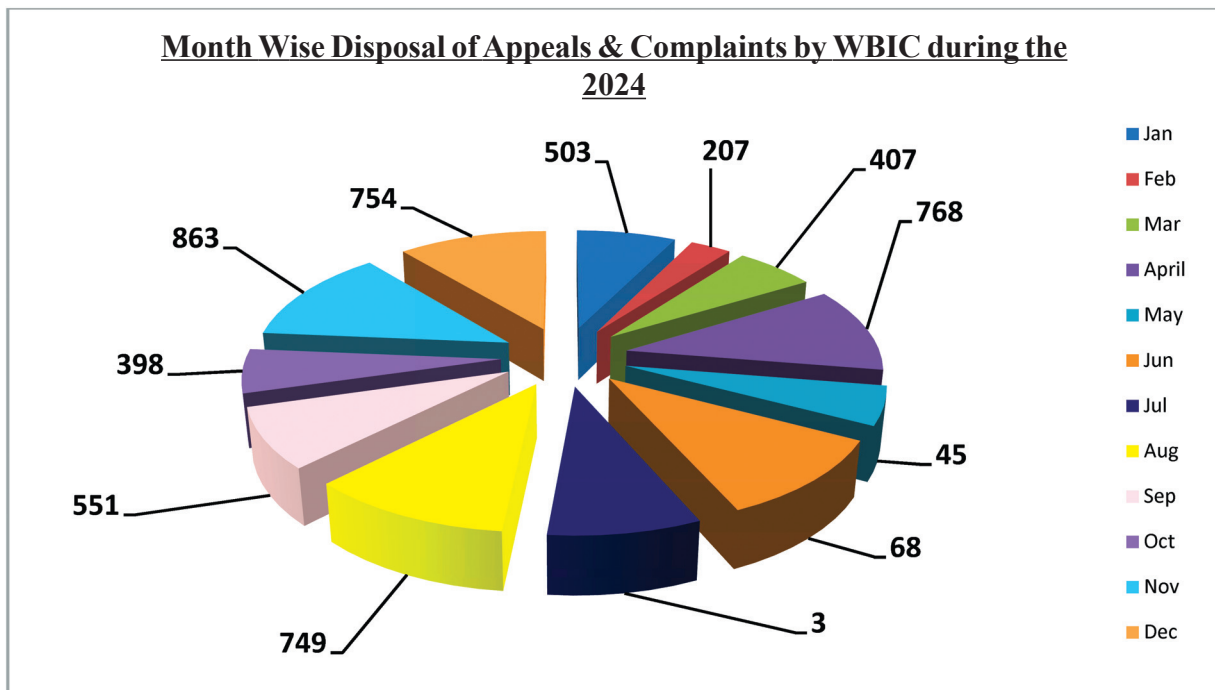
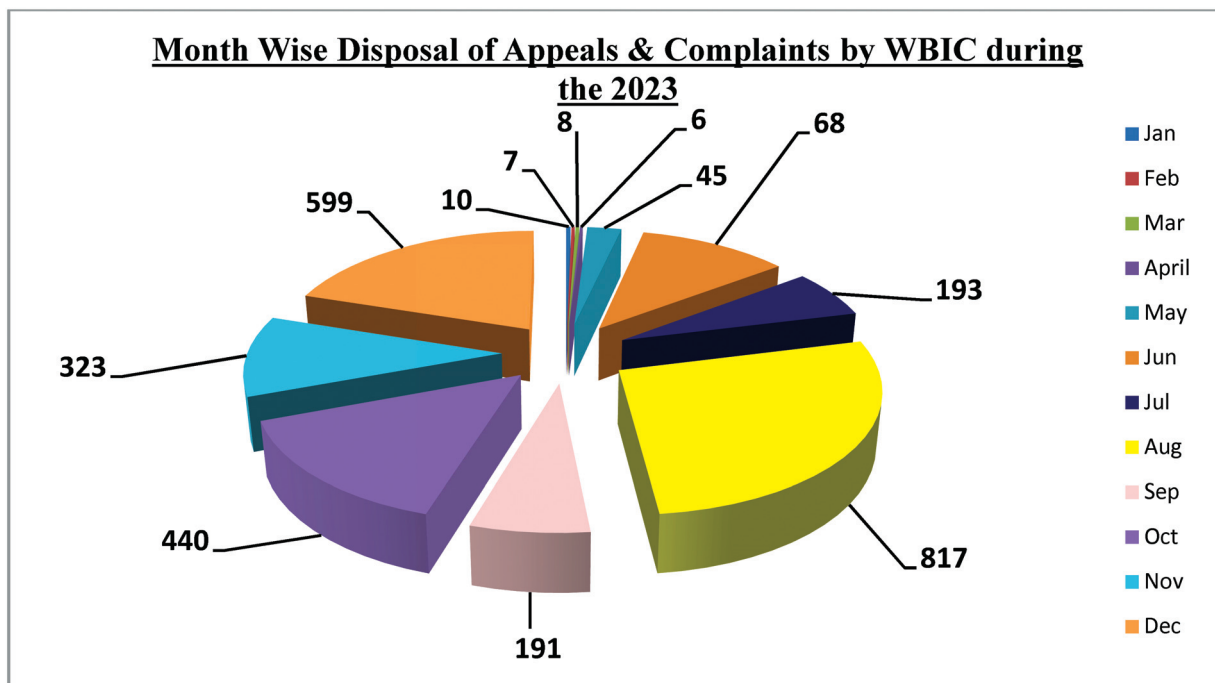


Major Department-wise Disposal of Appeals & Complaints by WBIC in 2023

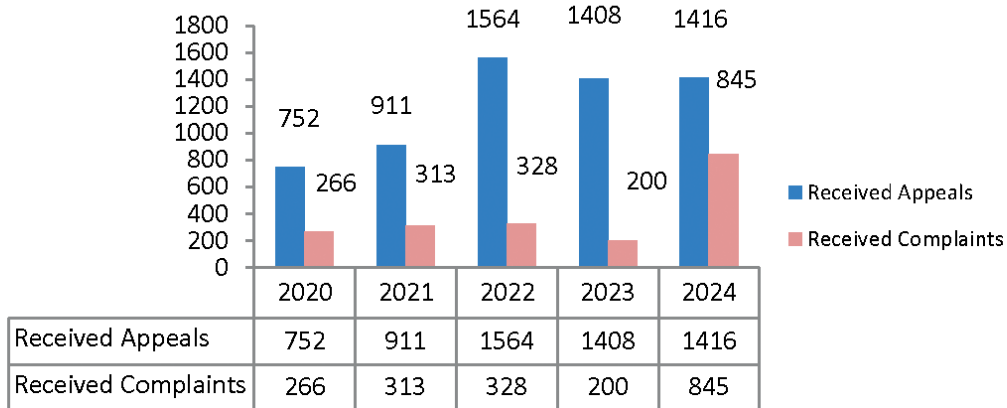


Major Department-wise Disposal of Appeals & Complaints by WBIC in 2024

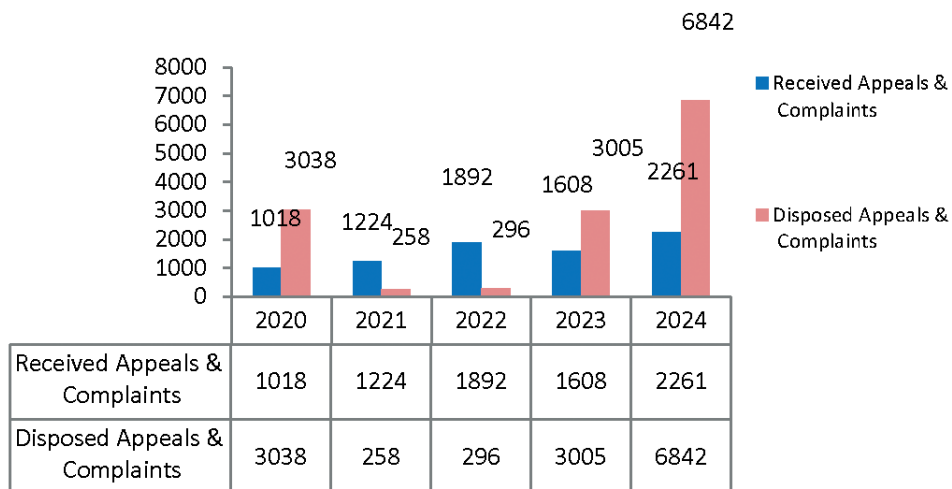




Year Wise Receipt of Appeals & Complaints in WBIC in Last 5 Years

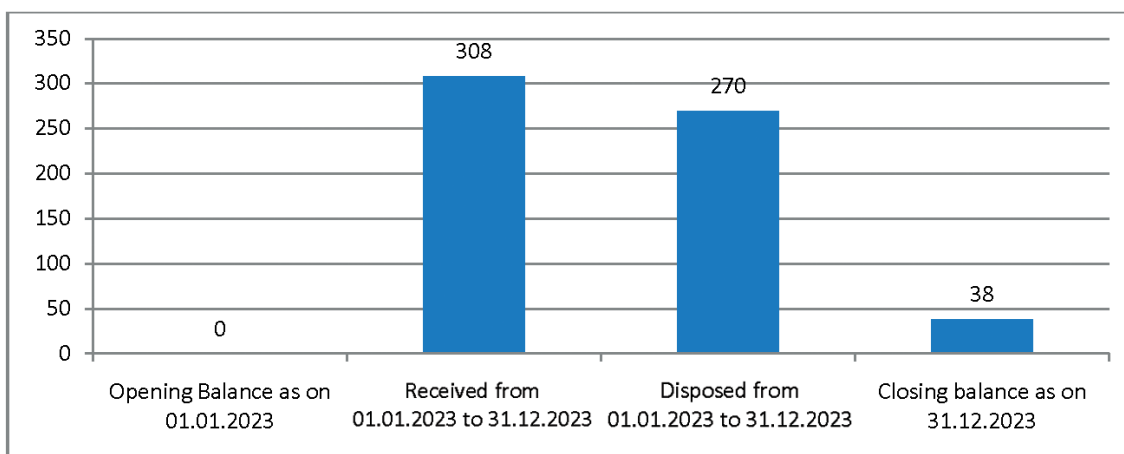


Year Wise Received & Disposed of Appeals & Complaints in WBIC in Last 5 Years



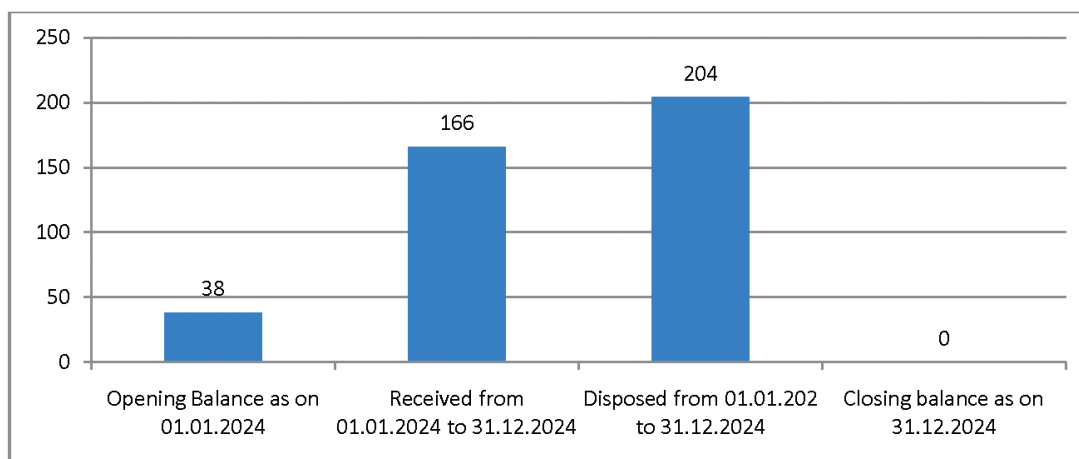
Receipt and disposal of RTI applications u/s 6(1) in West Bengal Information Commission in the year 2023

Year	2023
Opening Balance as on 01.01.2023	0
Received from 01.01.2023 to 31.12.2023	308
Disposed from 01.01.2023 to 31.12.2023	270
Closing balance as on 31.12.2023	38



Receipt and disposal of RTI applications u/s 6(1) in West Bengal Information Commission in the year 2024

Year	2024
Opening Balance as on 01.01.2024	38
Received from 01.01.2024 to 31.12.2024	166
Disposed from 01.01.2024 to 31.12.2024	204
Closing balance as on 31.12.2024	0



Recommendations u/s 25(5) of the RTI Act, 2005.

Recommendations for Strengthening the RTI Act, 2005 Implementation in West Bengal

1. Commission feels the pressing need for ensuring strict adherence to Section 4(1)(b) with comprehensive suo motu disclosures pertaining to all Public Authorities. In the light of the directions passed by Hon'ble Supreme Court in Writ Petition (Civil No. 990 of 2021) in the matter of Kishan Ch. Jain -Vs- Union of India and Ors. Subsequently this Commission has issued necessary recommendations to all concerned departments reiterating Hon'ble Supreme Court's direction towards implementation of the same across the state.
2. The Commission is committed to enhance transparency, accountability, and citizen participation across the state has put emphasis on Capacity Building and Accountability among public authorities and thus has organized several training sessions with SPIOs and First Appellate Authorities of all Departments with a vision that respective departments would subsequently organize such sessions to impart the training to the subordinate and district offices across the state under their respective administrative control.

Printed at :
Saraswaty Press Limited (Government of West Bengal)
11, B. T. Road, Kolkata-700056